








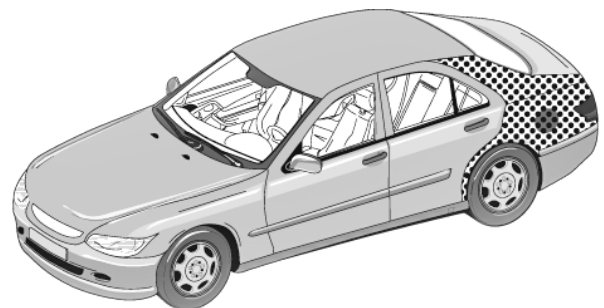
# SYSTEM INFORMATION

## Blending in process with Glasurit® 925-2002

- Process description:** Blending in process using Glasurit® clear coat for Toyota / Lexus on the panel being repaired.
- Substrates:**
- Fully cured ultra scratch-resistant old paintwork
  - Glasurit® 90 Line Basecoat
  - Glasurit® 55 Line Basecoat
- Remarks:**
- When using 55 Line basecoats, add 3% of 929-93 to 55 Line mixing bases.

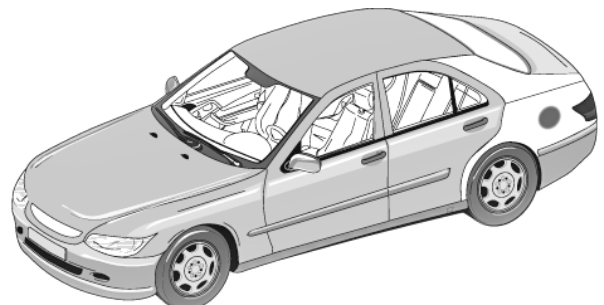
Cleaning	Glasurit® Cleaner 700-1	 1x	 Wipe dry	 Sanding paste + suitable closed-pore foam pad
----------	-------------------------------	---	---	---




Glasurit® Cleaner 700-1	 1x	 Wipe dry
-------------------------------	--	--

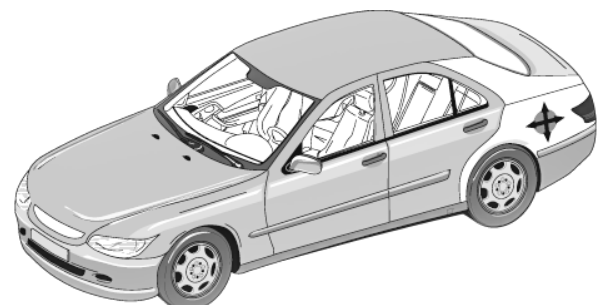


90 Line or 55 Line	Add 3% of 929-93 to 55 Line mixing bases
--------------------------	--

Application according to PS1 "Spot repair process specialist" training and PE2 "Process Education Advanced"



Clear	Glasurit® HS Clear ultra scratch- resistant 925-2002			
		100 g 925-2002 40 g 929-2002 20 g 352-91 5 g 523-15	SATA Minijet HVLP 1.0 mm	1 - 2 overlapping



The data contained in this publication are based on our current knowledge and experience. In view of the many factors that may affect processing and application of our products, these statements do not relieve processors from carrying out their own investigations and tests; neither do these data imply any guarantee of certain properties, nor the suitability of the products for a specific purpose. Any descriptions, drawings, photographs, data, proportions, weights etc. given herein are for general information purpose only; they may change without prior information and do not constitute the agreed contractual quality of the products (product specification). The latest version supersedes all previous versions. You can obtain the latest version from our website at [www.glasurit.com](http://www.glasurit.com) or directly from your sales partner. It is the responsibility of the recipient of our products to ensure that any proprietary rights and existing laws and legislation are observed.

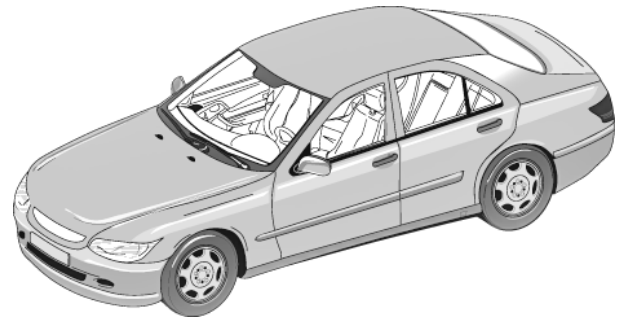


# SYSTEM INFORMATION

## Blending in process with Glasurit® 925-2002

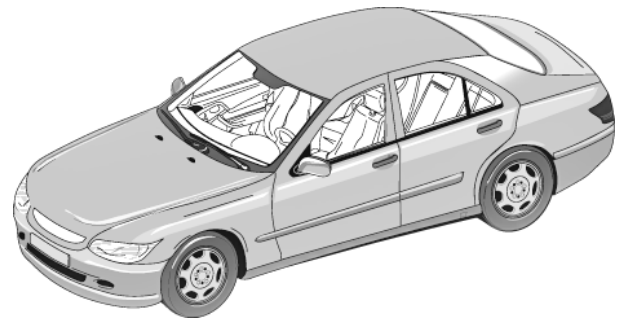
<b>Fade-out area 1<sup>st</sup> step</b>			
	1:1 RFU Clear with 352-500	SATA Minijet HVLP 1.0 mm	1 – 2 in fade-out area

This working step does not comply with European VOC legislation.



<b>Fade-out area 2<sup>nd</sup> step</b>					
	1:1 Mix from 1 <sup>st</sup> step with 352-500	SATA Minijet HVLP 1.0 mm	1 – 2 in fade-out area	60°C 30 min.	80°C 30 min.

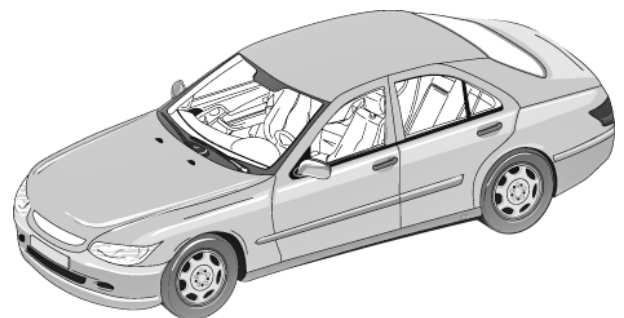
This working step does not comply with European VOC legislation.



Before polishing the panel being repaired must cool 60 min. at room temperature.

<b>Polishing</b>			
	Sanding paste + suitable closed-pore foam pad	Fine sanding paste + suitable closed-pore waffle foam pad	High Gloss Polish + suitable open-pore waffle foam pad

Attention: Cleaning only with water



### Safety advice:

The products are suitable for professional use only.

It cannot be ruled out that these products contain particles < 0.1 µm.

The data contained in this publication are based on our current knowledge and experience. In view of the many factors that may affect processing and application of our products, these statements do not relieve processors from carrying out their own investigations and tests; neither do these data imply any guarantee of certain properties, nor the suitability of the products for a specific purpose. Any descriptions, drawings, photographs, data, proportions, weights etc. given herein are for general information purpose only; they may change without prior information and do not constitute the agreed contractual quality of the products (product specification). The latest version supersedes all previous versions. You can obtain the latest version from our website at [www.glasurit.com](http://www.glasurit.com) or directly from your sales partner. It is the responsibility of the recipient of our products to ensure that any proprietary rights and existing laws and legislation are observed.