



SYSTEM INFORMATION

Glasurit® textured finishes

Repair of Peugeot 208 mat textured paintwork and blending with 90 Line

Application: System designed to repair textured finishes with Glasurit® 90 Line and Glasurit® Mat Textured Clearcoat systems.

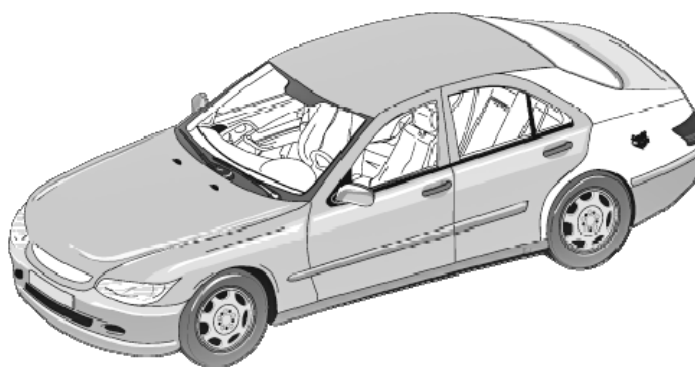
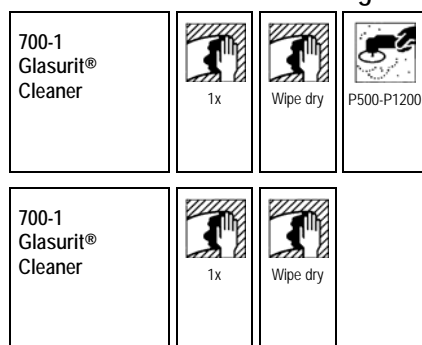
On the Peugeot 208 model, Ice silver (EWW ice silver nacre met mat textured) and Ice Grey (EJD silky grey nacre mat) colors present a complete mat textured finish over the entire vehicle.

In principle, panel repairs with basecoat/clearcoat systems are possible. Therefore, generally, it is not necessary to respray adjacent body parts. When color differences beyond allowable limits are to be expected and when the areas to be re-sprayed are not limited by trim strips or edges, the more appropriate method to balance color differences may be to blend in the damaged area and the adjacent part, if required. This procedure can be considerably more efficient and economical than time-consuming color matching. However, it is not possible to blend in the mat textured clearcoat!

To repair a panel painted in mat textured finish and to avoid differences in appearance, the complete panel must be repainted with the textured clearcoat. Then apply and blend in the basecoat and, after that the mat textured clearcoat on the complete blending area.

- Substrates:**
- Glasurit® filler
 - Automotive OEM finishes, fully cured and solvent-resistant
 - Refinishes, fully cured and solvent-resistant

1. Pre-treatment of the blending area



Remarks:

The original Texture Clearcoat on the repair area where basecoat has to be applied must be sanded smooth!
The area to be clear coated only needs to be abraded and not sanded smooth.

The data contained in this publication are based on our current knowledge and experience. In view of the many factors that may affect processing and application of our products, these statements do not relieve processors from carrying out their own investigations and tests; neither do these data imply any guarantee of certain properties, nor the suitability of the products for a specific purpose. Any descriptions, drawings, photographs, data, proportions, weights etc. given herein are for general information purpose only; they may change without prior information and do not constitute the agreed contractual quality of the products (product specification). The latest version supersedes all previous versions. You can obtain the latest version from our website at www.glasurit.com or directly from your sales partner. It is the responsibility of the recipient of our products to ensure that any proprietary rights and existing laws and legislation are observed.



SYSTEM INFORMATION

Glasurit® textured finishes

Repair of Peugeot 208 mat textured paintwork and blending with 90 Line

The mat textured metallic finish is a two-layer system:

2nd coat = mat textured clearcoat
1st coat = 90 Line Basecoat



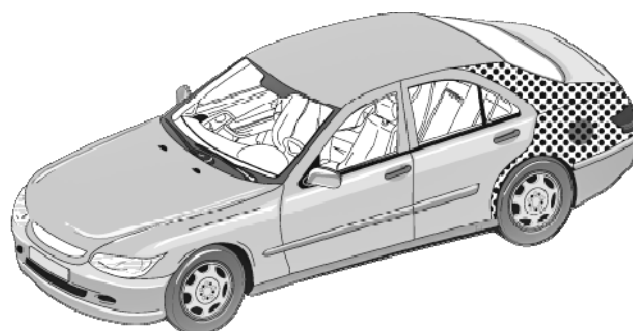
Application of 90 Line (Blending)

When identifying the color, three things need to be taken into consideration, the actual color, the gloss level of the mat clear and the textured finish. All three parts have a big influence on the final finish.

If the standard formula does not fit the vehicle being repaired, check service formulas or additional information. If there is a replacement panel or an area near the repair that will be recoated, this can be sanded and polished to a gloss level to help to identify the color first, especially when CPSM is used as an abstract tool.


2. Refinishing on the panel to be repaired

90-M50 Glasurit® Blending Clear			
	2:1 93-E3 or 93-E3 slow	HVLP 1.3 mm 2.0 bar	1



3. Refinishing of the damaged area

90 Line Glasurit® Basecoat				
	2:1 93-E3 or 93-E3 slow	HVLP 1.3 mm 1.0-2.0 bar	2 fading out into the surrounding area	flash off until mat



Note:

Apply two spraycoats without intermediate flash-off.
For a soft transition, the second spraycoat overlaps the first.

The data contained in this publication are based on our current knowledge and experience. In view of the many factors that may affect processing and application of our products, these statements do not relieve processors from carrying out their own investigations and tests; neither do these data imply any guarantee of certain properties, nor the suitability of the products for a specific purpose. Any descriptions, drawings, photographs, data, proportions, weights etc. given herein are for general information purpose only; they may change without prior information and do not constitute the agreed contractual quality of the products (product specification). The latest version supersedes all previous versions. You can obtain the latest version from our website at www.glasurit.com or directly from your sales partner. It is the responsibility of the recipient of our products to ensure that any proprietary rights and existing laws and legislation are observed.







SYSTEM INFORMATION

Glasurit® textured finishes


Repair of Peugeot 208 mat textured paintwork and blending with 90 Line

4. Application of the ½ spraycoat to match the effect

90 Line Glasurit® Basecoat	 2:1 93-E3 or 93-E3 slow	 HVLP 1.3 mm 1.0-2.0 bar	 ½ to match effect	 flash off until mat
----------------------------------	--------------------------------------------------------------------------------------------------------------------	--------------------------------------------------------------------------------------------------------------------	--------------------------------------------------------------------------------------------------------------	-------------------------------------------------------------------------------------------------------------

Note:

Apply the coat to match the color and the effect.



Special precautions:

Painting must be carried out under the cleanest possible conditions. No surface defect can be removed through polishing.

Removing a surface defect, if necessary, requires repainting of the complete panel, which means that the complete system consisting of a texture coat, a basecoat and a mat clearcoat must be re-applied.

MFR code	Color Name	Color Code
PEU	ICE SILVER NACRE MET MAT TEXTU	EWV
PEU	SILKY GREY NACRE MAT	EJD

The data contained in this publication are based on our current knowledge and experience. In view of the many factors that may affect processing and application of our products, these statements do not relieve processors from carrying out their own investigations and tests; neither do these data imply any guarantee of certain properties, nor the suitability of the products for a specific purpose. Any descriptions, drawings, photographs, data, proportions, weights etc. given herein are for general information purpose only; they may change without prior information and do not constitute the agreed contractual quality of the products (product specification). The latest version supersedes all previous versions. You can obtain the latest version from our website at www.glasurit.com or directly from your sales partner. It is the responsibility of the recipient of our products to ensure that any proprietary rights and existing laws and legislation are observed.



SYSTEM INFORMATION

Glasurit® textured finishes

Repair of Peugeot 208 mat textured paintwork and blending with 90 Line


Remarks:

In order to avoid any gloss deviation when refinishing mat textured clearcoats, it is important to observe the recommended film thicknesses for basecoat and clearcoat. Apply staggered overlaps to produce consistent basecoat and clearcoat film thicknesses, and allow the clearcoat to flash off until completely mat after each spraycoat. (Generally, after the first spraycoat 10 – 15 min. and after the second spraycoat 15 – 20 min.) This depends on air speed and spraybooth temperature. Do not flash off for more than 25 min. after each spraycoat.

Strain the RFU mixture with minimum 190 µm filters.

5. Clearcoat application

923- Glasurit® Clearcoat + 522-345 Glasurit® Texture Additive	 Refer to the Technical Data Sheet	 HVLP 1.3 mm 2.0 bar	 2	 30 min. at 60°C
------------------------------------------------------------------------------	---------------------------------------------	-------------------------------	-------	------------------------



Important note:

The appearance achieved may differ slightly from the result desired if the application conditions, in particular the number of coats and film thickness, are not observed.

Maintenance of the textured paint:

Always avoid:

- Polishing of the paint surface
- The use of wax and polish
- The use of abrasive sponges (e.g. household sponges, cloths etc.)
- Car wash
- The use of aggressive products (cleaning agents, oils, greases etc.)

Cleaning:

- Do not wash the vehicle in bright sunlight.
- Before washing, remove soiling such as dust, leaves etc. using compressed air.
- Soak the remains of insects and bird droppings in water before removing them using a high-pressure cleaner.
- Wash preferably by hand, using a soft sponge, neutral soap and lots of water.
- Dry preferably with compressed air and a piece of soft chamois leather.

Safety advice:

The products are suitable for professional use only.

It cannot be ruled out that these products contain particles < 0.1 µm.

The data contained in this publication are based on our current knowledge and experience. In view of the many factors that may affect processing and application of our products, these statements do not relieve processors from carrying out their own investigations and tests; neither do these data imply any guarantee of certain properties, nor the suitability of the products for a specific purpose. Any descriptions, drawings, photographs, data, proportions, weights etc. given herein are for general information purpose only; they may change without prior information and do not constitute the agreed contractual quality of the products (product specification). The latest version supersedes all previous versions. You can obtain the latest version from our website at www.glasurit.com or directly from your sales partner. It is the responsibility of the recipient of our products to ensure that any proprietary rights and existing laws and legislation are observed.