



SYSTEM INFORMATION

Rolls Royce – Liquid metal / mat clearcoat

Process

description: Glasurit® refinish process for Rolls Royce liquid metal colour in combination with mat clear coat

Substrate: Original paintwork or OEM spare part with e-coat





















Remarks:

Basecoat (liquid metal)

- Sand the substrate very carefully to avoid sanding marks!
- Be sure to use only the recommended grit sizes!

Mat clear coat

- Be sure to apply the mat clear only to the repaired panel because fading out on neighbouring panels would result in different gloss levels!
- The working area and the air in it must be absolutely clean because the clear coat surface cannot be polished to remove dust inclusions.

Cleaning	Glasurit® 700-1 Cleaner	 1x	 Wipe dry	Glasurit® 700-10 Degreasing and cleansing agent	 1x	 Wipe dry		
	if required (new part)							
Primer Filler	Glasurit® 285-270 Primer Filler Pro	Glasurit® 929-58 Filler Hardener	Glasurit® 352- Reducer	 5:1:1 mixing stick	 HVLP 1.7-1.9 mm 2.0-3.0 bar	 ½ + 1 50-70µm	 35 min. at 60°C	 10 min
	Cleaning	Glasurit® 700-1 Cleaner	 1x	 Wipe dry	Sand very carefully; use only recommended grit sizes!	 P500/ P1500	Glasurit® 700-1 Cleaner	 1x
Ground coat (transparent)		Glasurit® 90-M 50 Blending Clear	Glasurit® 93-E 3 Adjusting Base	 2 : 1 mixing stick	 HVLP 1.3 mm 2.0 bar	 2		
	Basecoat	Glasurit® 90 Line Liquid Metal Basecoat	Glasurit® 93-E 3 Adjusting Base, slow	 2 : 1 mixing stick	 HVLP 1.3 mm 2.0-3.0 bar	 2 + 2x ½ (to match effect)	 Flash off until mat between spraycoats and before clearcoat application	

The data contained in this publication are based on our current knowledge and experience. In view of the many factors that may affect processing and application of our products, these statements do not relieve processors from carrying out their own investigations and tests; neither do these data imply any guarantee of certain properties, nor the suitability of the products for a specific purpose. Any descriptions, drawings, photographs, data, proportions, weights etc. given herein are for general information purpose only; they may change without prior information and do not constitute the agreed contractual quality of the products (product specification). The latest version supersedes all previous versions. You can obtain the latest version from our website at www.glasurit.com or directly from your sales partner. It is the responsibility of the recipient of our products to ensure that any proprietary rights and existing laws and legislation are observed.



SYSTEM INFORMATION

Rolls Royce – Liquid metal / mat clearcoat

Clear + Matting agent	923- Glasurit® VOC-clear	522-322 Glasurit® HS Matting Agent	 100g : 25 -70g	 Stir well						
	923- Glasurit® VOC-clear + 522-322	929- Glasurit® VOC Hardener	352- Glasurit® Reducer	 2:1+10%	 HVLP 1,3 mm 2,0-3,0 bar	 2 50 – 70 µm	 flash off until matt between spraycoats and before oven	 60°C 30 min.	 7-10 min.	

Care of mat clearcoat finishes:

It is absolutely necessary to avoid:

- polishing the clearcoat surface
- using waxes and polishes
- using sponges that produce scratches (e.g. domestic sponges, cloths, etc.)
- using a car wash
- using any aggressive media (cleaners, oils, greases, etc.)

Cleaning (washing the vehicle):

- You should always avoid washing the vehicle when it is directly exposed to sunlight
- Before washing the vehicle, dirt that is not firmly attached (dust, leaves, etc.) should be removed with compressed air
- Insects, bird droppings, etc. adhering to the paintwork are to be well soaked in water before being removed with a high-pressure cleaner
- The vehicle should preferably be washed by hand, using a soft sponge, a neutral cleaning agent and plenty of water
- The vehicle should preferably be dried by blowing off the moisture with compressed air and then using a soft chamois leather

Safety advice:

The products are suitable for professional use only.

It cannot be ruled out that these products contain particles < 0.1 µm.

The data contained in this publication are based on our current knowledge and experience. In view of the many factors that may affect processing and application of our products, these statements do not relieve processors from carrying out their own investigations and tests; neither do these data imply any guarantee of certain properties, nor the suitability of the products for a specific purpose. Any descriptions, drawings, photographs, data, proportions, weights etc. given herein are for general information purpose only; they may change without prior information and do not constitute the agreed contractual quality of the products (product specification). The latest version supersedes all previous versions. You can obtain the latest version from our website at www.glasurit.com or directly from your sales partner. It is the responsibility of the recipient of our products to ensure that any proprietary rights and existing laws and legislation are observed.